




CENTRAL UMC PULSE RESULTS

WHAT'S YOUR

PULSE?



Assessment Background

DEVELOPED BY BARNAS RESEARCH GROUP & GLOO

USED IN CHURCHES ACROSS THE COUNTRY

GUIDED BY SCRIPTURE AND SOCIAL RESEARCH

IDENTIFIED A MEASURE OF HUMAN FLOURISHING

Five Areas of Measurement



Faith



Vocation



Finances

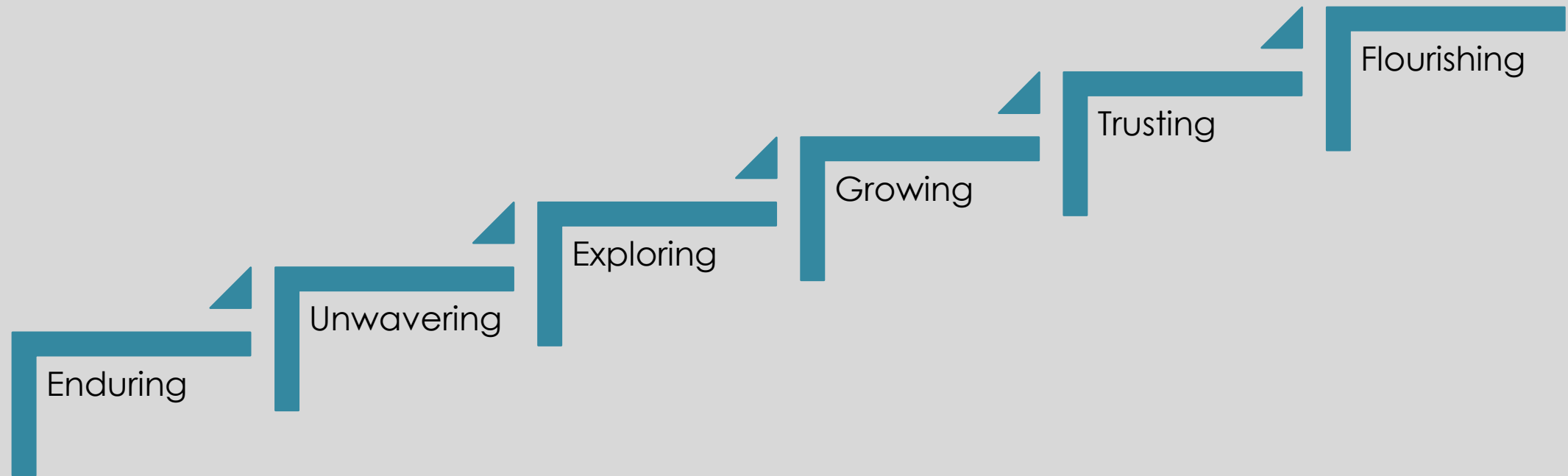


Health



Relationships

Six Flourishing Personas



Central UMC Results Demographics

379 Responses

Generation

45% - Boomers
30% Gen X
16% Elders
8% Millennial

Gender Breakdown

70% Female
29% Male
1% No Response

Marital Status

78% Married
8% Widowed
8% Divorced
5% Single

Children Under 18 at Home

25% - Yes
12% - No children
63% - Children grown/not home

Employment Status

38% - Retired
35% - full-time employment
14% part-time/self-employed
9% - homemakers
2% - students
2% unemployed

Additional Demographics

Church Connection

68% Members
19% Regular Attender
4% Online Viewer
3% Staff
7% - Other

Length Attending

60% -10 years or more
19% - 6-10 years
13% - 3-5 years
4% -1-2 years
4% - Less than 1 year

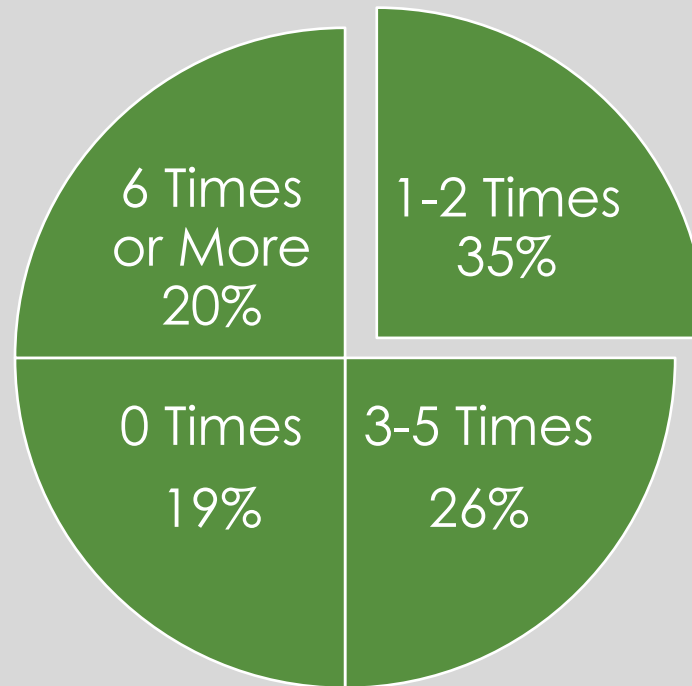
Attendance prior to pandemic

57% - rarely missed a week
25% - three times/month
6% - two times/month
12% - once/month or less

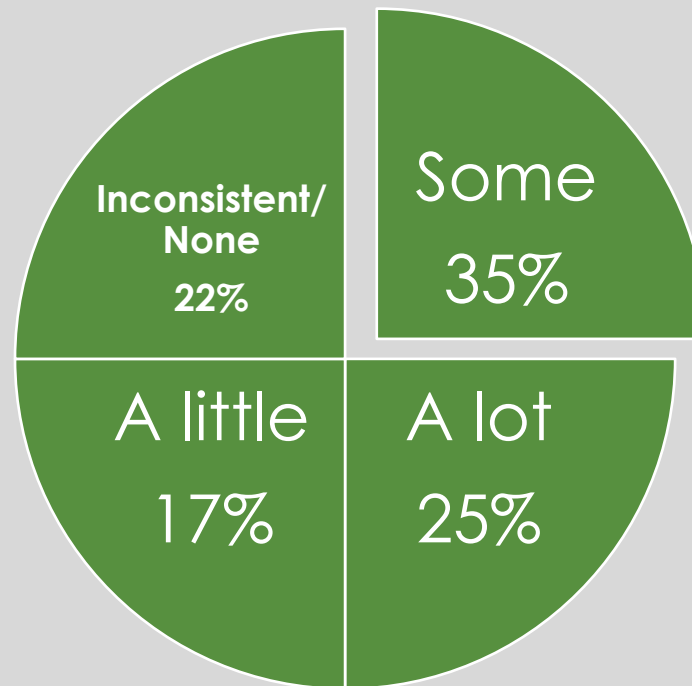
Participation last two months

35% -rarely miss
25% - three/times/month
9% - two times/month
14% - once/month or less
17% - have not been participating

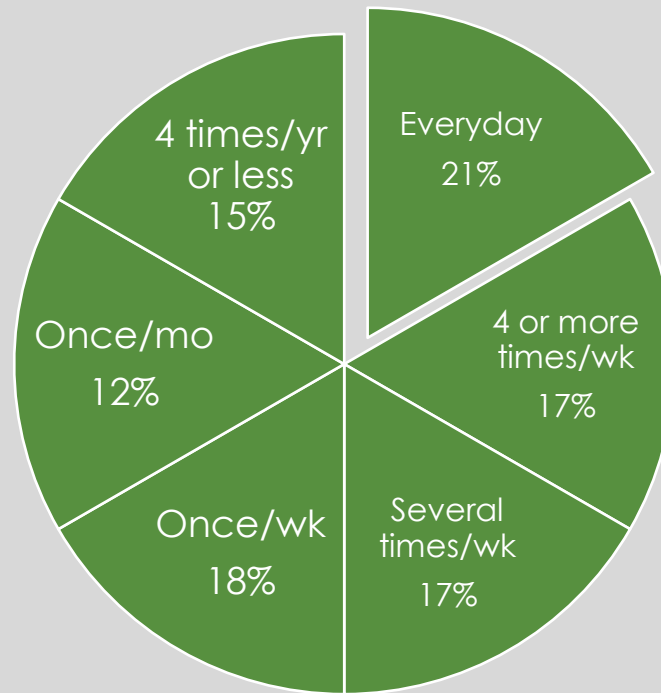
How Many Times in Last Year Did You Have a Conversation About Faith or Religious Beliefs with a non-Christian friend, family member, or co-worker?



How much growth would you say you have experienced in your spiritual life in the past year?



Realistically, how often do you use the Bible?



I believe God is actively involved in my life.

**Strongly
Agree**
74%

Agree
22%

Unsure
3%

Disagree
1%

Central UMC helps me live out the teachings of the Bible in my everyday life.

Strongly Agree
30%

Agree
44%

Unsure
18%

Disagree
5%

Strongly Disagree
3%

Based on your experience, how likely are you to recommend this church to a friend?

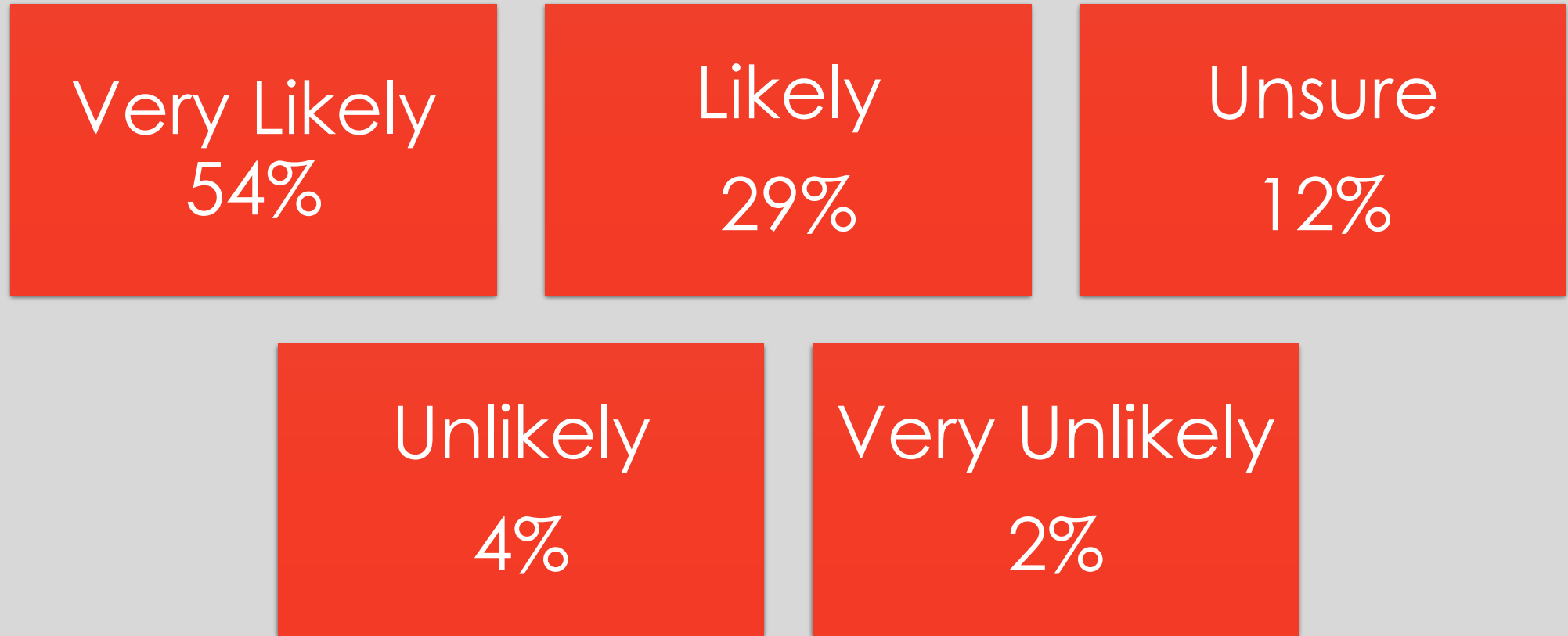
Very Likely
54%

Likely
29%

Unsure
12%

Unlikely
4%

Very Unlikely
2%



32% Concern for health, safety, and well-being

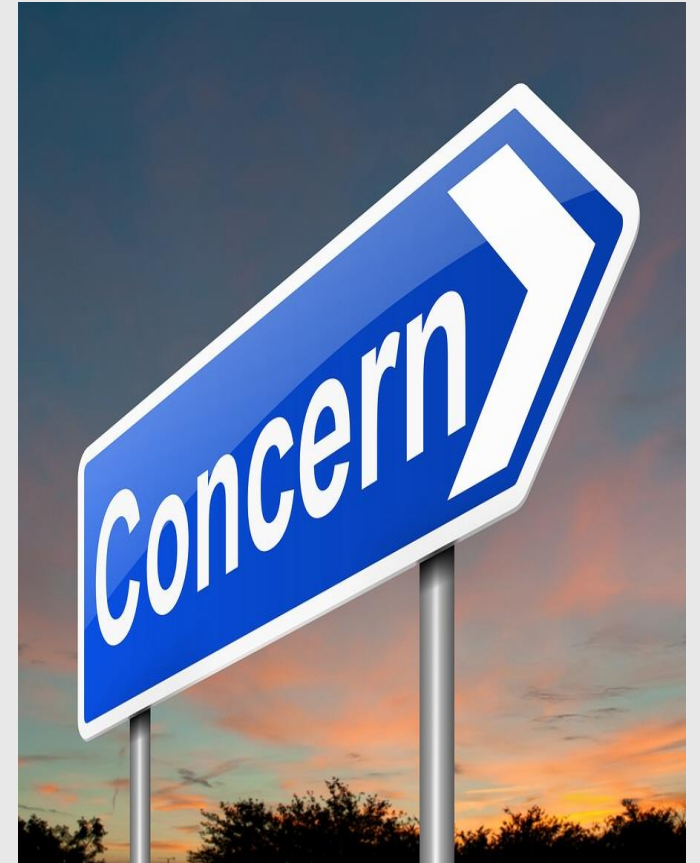
20% Politics in our country

13% General social unrest in our country

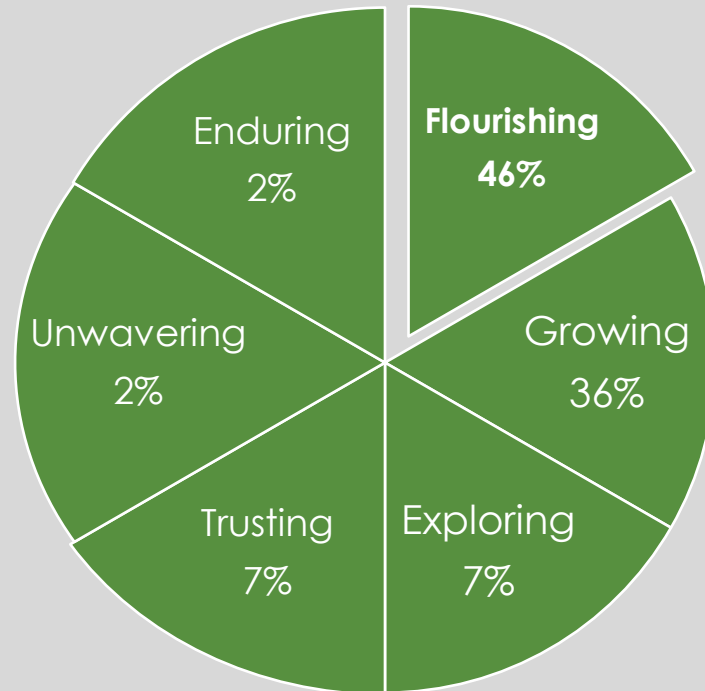
6% I am not feeling a significant pressing concern today

29% - Others

What is the MOST pressing concern you are feeling today?



Where is Central?



Central UMC Overall Scores

Health 80/100

Faith 90/100

Finances 87/100

Vocation 81/100

Relationships 78/100